

# SUPER DECODER



USER MANUAL

GIKER

## ABOUT SUPER DECODER

Super Decoder is a code-breaking game console for brain challengers. The goal is to break the 4-digit color code within 7 steps from the interactive hints. You can turn yourself to a master from the 500+ leveled up games or set a code that no-one can break!

### The Goal: Break the 4 Digit Color Code within 7 Steps!

#### DIRECT HINT

- The color is correct in the underlying position.
- The color is correct but not in the underlying position.
- The color is incorrect.

#### INDIRECT HINT

- The color is correct in the right position.
- The color is correct in the wrong position.
- The color is incorrect.

Hint Button

DIRECT HINT

INDIRECT HINT

Tele Button

ON/OFF

SOLO MODE

DUO MODE

Color Indicator

Direct Hint Indicator

Indirect Hint Indicator

Twist Button

SELECT

CONFIRM



Number Screen

Colors Range

## SOLO MODE

100+500 Games!

### QUICK START

- 1 Select Direct / Indirect hints.
- 2 Turn  to Solo Mode.
- 3 Observe the 1st clue and hint.
- 4 Twist  to Select Color, short press to change position, long press to enter codes.
- 5 Observe the next clue and hint until you break the code. You only have 6 trails!

Code Breaking





Code Broken

Fail

## DUO MODE

A game between Code Setter and Code Breaker!


### QUICK START

- 1 Select Direct / Indirect hints.
- 2 Turn  to Duo Mode
- 3 The Code Setter:
  - Step 1: Twist  to select color, short press to change position, long press to enter codes;
  - Step 2: Twist  to select time, short press to set time.
- 4 The Code Breaker:
  - Twist  to Select Color, short press to change position, long press to enter codes. You only have 7 trails!

## AUTOMATIC OFF


Automatically turn off without operation within 5 minutes. Turn on by turning the tele button.

## SET MUTE


Long press twist button  to set mute while playing the clue.

## FAQ

### 1 How to change game under Solo Mode?

Short press to preview game while playing the clue, twist  to select and short press to enter the game.

### 2 How to view the correct code under the solo mode?

It's not available. If fail, short press  to retry.

## SPECIFICATIONS

Name: Super Decoder Model: JKMMJ001  
Material: ABS Age: 5+

## NOTES

- 1.Never abuse, throw, drop, puncture, violently kick or step on the product. This can damage the product.
- 2.The product is not water resistant. Do not drop the product into water. Do not leave the product out in the rain or near a source of moisture.
- 3.Do not place the product near a source of heat. Operate and store the product between 0 °C and 40 °C.
- 4.Leakage of battery acid can cause personal injury as well as damage to the product. If battery leakage occurs, thoroughly wash the affected skin and cloths. Keep battery acid away from your eyes and mouth. Leaking batteries may make popping sounds.
- To avoid battery leakage:
  - Do not mix different brands of batteries; Do not mix old and new batteries; Do not mix alkaline, standard (carbon-zinc), or re-chargeable batteries; Do not leave used batteries in the product; Do not leave batteries in the product for long periods of time of non-use; Do not put the batteries backwards. Make sure the positive (+) and negative (-) ends are facing the correct direction. Do not dispose of batteries in a fire.
- 5.The supply terminals are not to be short-circuited.
- 6.Not suitable for children under 3 years. Small parts. Choking hazard.
- 7.Read this manual carefully before use and retain it for future reference.

## LIMITED WARRANTY

GIKER warrants that your GIKER hardware products ( "the Product") will be free from defects in materials and workmanship for a period of 1 year from the date of purchase ("the Warranty Period"). If a defect in the Product arises under normal and intended use within the Warranty Period, please contact the authorized GIKER dealer in your country. The authorized GIKER dealer in your country will, at its option and subject to applicable laws, replace or repair the Product with the new or reconditioned parts.

This warranty is only valid to the original retail purchaser, accompanied by a receipt or proof of purchase. GIKER does not warrant that the operation of the Product will be uninterrupted or error-free. This Warranty does not apply to: a) Products you purchase from unauthorized dealer; b) Defects in consumables, such as stickers or protecting coatings designed to diminish over time; c) Defects caused by misuse or failure to follow the product directions, improper or unauthorized repair; d) Defects caused by accidents, neglect, fire, water, lightning, or other acts of nature; e) Normal wear and tear or otherwise due to the normal aging, other cause beyond GIKER's reasonable control.

THIS WARRANTY GIVES YOU SPECIFIC LEGAL RIGHTS, AND YOU MAY HAVE OTHER RIGHTS THAT VARY FROM STATE TO STATE (OR BY COUNTRY OR PROVINCE). OTHER THAN AS PERMITTED BY LAW, GIKER DOES NOT EXCLUDE, LIMIT OR SUSPEND OTHER RIGHTS YOU MAY HAVE. FOR A FULL UNDERSTANDING OF YOUR RIGHTS YOU SHOULD CONSULT THE LAWS OF YOUR COUNTRY, PROVINCE OR STATE.

## FCC STATEMENT

This device complies with Part 15 of the FCC Rules. Operation is subject to the following two conditions: (1) this device may not cause harmful interference, and (2) this device must accept any interference received, including interference that may cause undesired operation.

Changes or modifications not expressly approved by the party responsible for compliance could void the user's authority to operate the equipment.

NOTE: This equipment has been tested and found to comply with the limits for a Class B digital device, pursuant to Part 15 of the FCC Rules. These limits are designed to provide reasonable protection against harmful interference in a residential installation. This equipment generates, uses and can radiate radio frequency energy and, if not installed and used in accordance with the instructions, may cause harmful interference to radio communications. However, there is no guarantee that interference will not occur in a particular installation.

If this equipment does cause harmful interference to radio or television reception which can be determined by turning the equipment off and on, the user is encouraged to try to correct the interference by one or more of the following measures:

- Reorient or relocate the receiving antenna.
- Increase the separation between the equipment and receiver.
- Connect the equipment into an outlet on a circuit different from that to which the receiver is connected.
- Consult the dealer or an experienced radio/TV technician for help.



## DECLARATION OF CONFORMITY

GIKER Technology Co.,Ltd. declares that this product is in compliance with the relevant requirements of Directive 2009/48/EC, Directive 2011/65/EU. This declaration of conformity is published on our website [www.giiker.com/pages/compliance](http://www.giiker.com/pages/compliance).

## EUROPEAN UNION- DISPOSAL INFORMATION



The symbol above means that according to local laws and regulations your product should be disposed of separately from household waste. When this product reaches its end of life, take it to a collection point designated by local authorities. Some collection points accept products for free. The separate collection and recycling of your product at the time of disposal will help conserve natural resources and ensure that it is recycled in a manner that protects human health and the environment. Keep these instructions for future reference as they contain important information.



Manufacturer: FS GIKER Technology Co., Ltd.  
No.1 Sanle North Road Beijiao Shunde District, Foshan528311  
Website: [www.giiker.com](http://www.giiker.com)  
Email: [support@giiker.com](mailto:support@giiker.com)  
Made in China  
This content is subject to change without prior notice.  
V1.0