

Exclusive development by Medicube

A new paradigm of beauty massaging absorption care, ATS AIR SHOT



STEP 01

Completely dry your face after washing the face.





STEP 02

Gently touch after placing the probe head 0.08in from the skin surface.



STEP 03

After using by referring to the touch method, finish with your skincare product.



Take note !

Dry your skin after washing your face and move the probe head as if you are rubbing against your face around 0.08in away from the skin.

The effect may be reduced if you directly contact the probe head on your skin.

***We recommend to use it once or twice in a week!**

Precautions

Avoid use near eyes, uvular, and philtrum area.


Method of Touching

Brushing



Move the probe head as if almost not touching the skin like a brush touching.

Sweeping



After contacting the head probe gently to the skin, swipe it up in one direction

Tapping



Gently tap the probe head on the skin surface.